

**BASIC 3 LIGHT HEADSHOT**

**EQUIPMENT:**

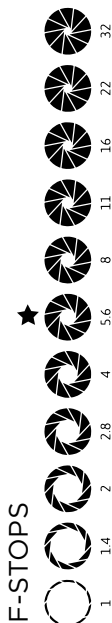

- 1 grey 5x7 backdrop
- 2 (1004BAC) stands (LG)
- 3 (1051 BAC) stands (MINI)
- 1 reflector clamp for mounting backdrop
- 3 A clamps (LG) 2 clamps for backdrop, 1 clamp for mounting reflector
- 3 Godox AD200 flashes
- 2 (43") softbox umbrellas
- 1 (12x36") stripbox
- 1 S2 Speedlight bracket (to mount stripbox)
- 1 Godox Trigger (*based on your camera model*)
- 1 42 inch reflector
- 1 posing stool
- 2-3 sand/shot bags

**NOTES:**

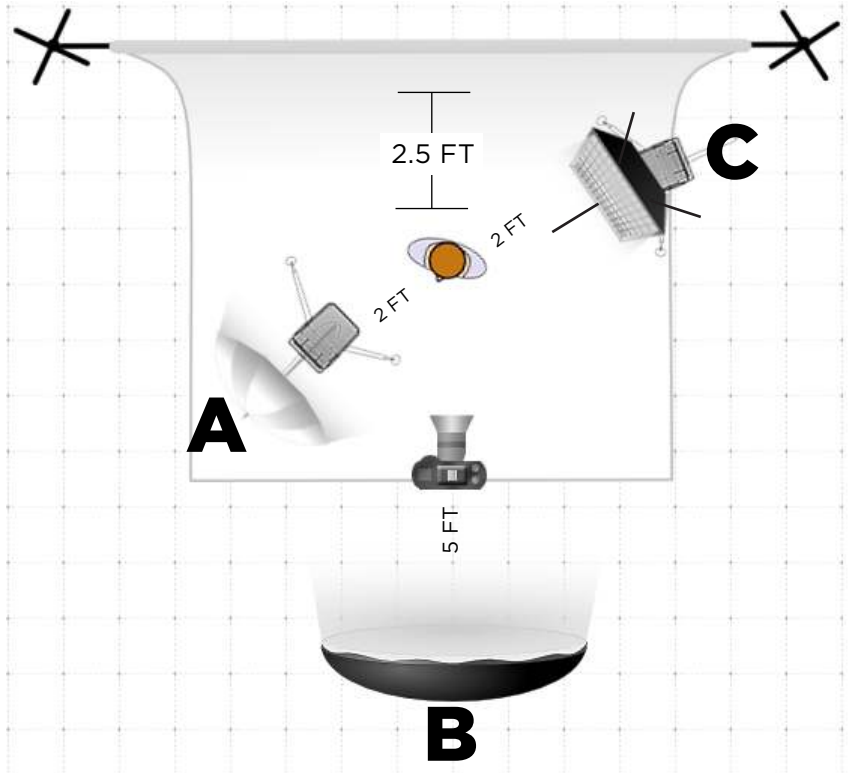
*All equipment that is used for this photo recipe is listed on:*

**azheadshots.us**

SHUTTER SPEEDS



ISO	F-STOP	SHUTTER	LENS	FLASH #
400	F5.6	1/500S	50-70mm	3



Group **A** is the **key light**. It is the brightest light on the model's face. The closer to the model the better. Softbox umbrella modifier.

Group **B** is the **fill light**. Located behind the camera. Power is lower than the key light. Softbox umbrella modifier.

Group **C** is the **hair light**. Aim the stripbox down on top of the person like a shower head. Please use large stand and sand/shot bag for this light.

FLASH POWER 1/1 FULL 1/2 1/4 1/8 1/16 1/32 1/64 1/128

<b>A</b> 1/8 KEY	<b>B</b> 1/16 FILL	<b>C</b> 1/8 HAIR
---------------------	-----------------------	----------------------